

THE NX NAIL

PRODUCT BROCHURE

FIELDORTHOPAEDICS
Innovation Through Collaboration.



DESIGN RATIONALE

The NX Nail is a second-generation extremity nail, designed for extra-articular fracture fixation to maintain length, restore version and control angulation.

KEY FEATURES

Designed to maintain length, restore version and control angulation.


Anatomically Inspired: engineered to circumferentially displace bone during insertion and generate hoop stresses to optimised stability, the anatomically inspired tapered head provides 33% more engagement than first generation implants.^[1]

Non-threaded Shaft: a diaphysealised non-threaded shaft takes into consideration the narrow isthmus, natural bow and viscoelastic properties of bones to decrease irritation and optimise biological potential.

Cutting Efficiency: distal fragment engagement is achieved with the high precision, multi-start, self-cutting design of the leading tip which is designed for ultra-low insertion torque.

The NX Nail is strong, simple to use and provides advantages over many traditional alternatives. With an anatomically inspired tapered head, narrow waist and cutting efficiency, the NX Nail is engineered to provide increased engagement and fragment control to achieve rigid stability and true fixation.

Facilitated by the strength of Titanium Ultra-Alloy, there is no need for isthmus stuffing or maximising implant length to achieve subcortical engagement. All that is needed is to select an implant long enough to cross the fracture and wide enough that the surgeon is satisfied with the head purchase.




[1] Internal Data on file.

THE NX NAIL SYSTEM

A COMPLETE OFFERING

A comprehensive range of implants from 2.0mm to 5.0mm in diameter.

Nail Size	Indication	Proximal Head \varnothing	Shaft \varnothing	Distal Tip \varnothing
2.0	Phalanx	2.7	1.5	2.0
2.5	Phalanx	3.15	1.75	2.5
3.0	Metacarpal	3.9	2.0	3.0
3.5	Metacarpal	4.8	2.4	3.5
4.0	Metacarpal	5.5	2.75	4.0
5.0	Metacarpal	6.9	3.5	5.0



Note: Measurements are shown in mm

THE SYSTEM THAT PROVIDES MORE

EFFICIENCY

- Self-tapping features to improve efficiencies of insertion.
- Double pitched start to improve speed of use.

PERFORMANCE

- The market's first Titanium Extremity Nail for improved strength & biological performance.
- Increased head capture.
- An optimised head-to-shaft ratio, minimising bone removal whilst providing superior proximal bone engagement.

OPTIONS

- Comprehensive size range.
- Suitable for Phalanx, Metacarpal, Scaphoid and Ulna.

WHY CHOOSE THE NX NAIL?

IMPROVED SOFT TISSUE MANAGEMENT^[1]

- Inserted via retrograde insertion through a mini open approach.
- Decreased soft tissue stripping.
- Decreased post-operative stiffness.

IMPROVED WORKFLOW

- Extremity nailing is significantly faster than plating.^[1]

IMPROVED MECHANICAL PERFORMANCE

- Extremity nails are significantly stronger than equivalent plating.^[2]

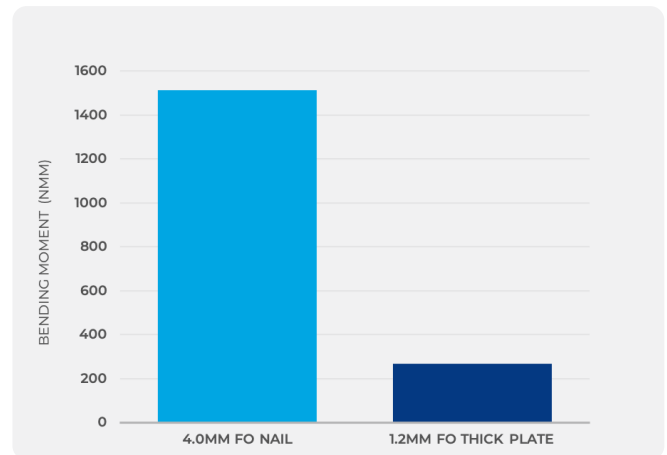
MECHANICALLY OPTIMISED

- A design that maximises head width while maintaining a narrow waist.^[3]
- Perfect for metacarpal fractures where you need to work through a narrow isthmus to capture a wide metacarpal head.

ANATOMICALLY INSPIRED

- Designed for ultra-low insertion torque and a neutral compression profile to effectively minimise shortening.^[3]

5.67x more bending strength than a 1.2mm plate



[1] POPTR00005-01 NX Nail Compression POP Report. Field Orthopaedics. 2020.

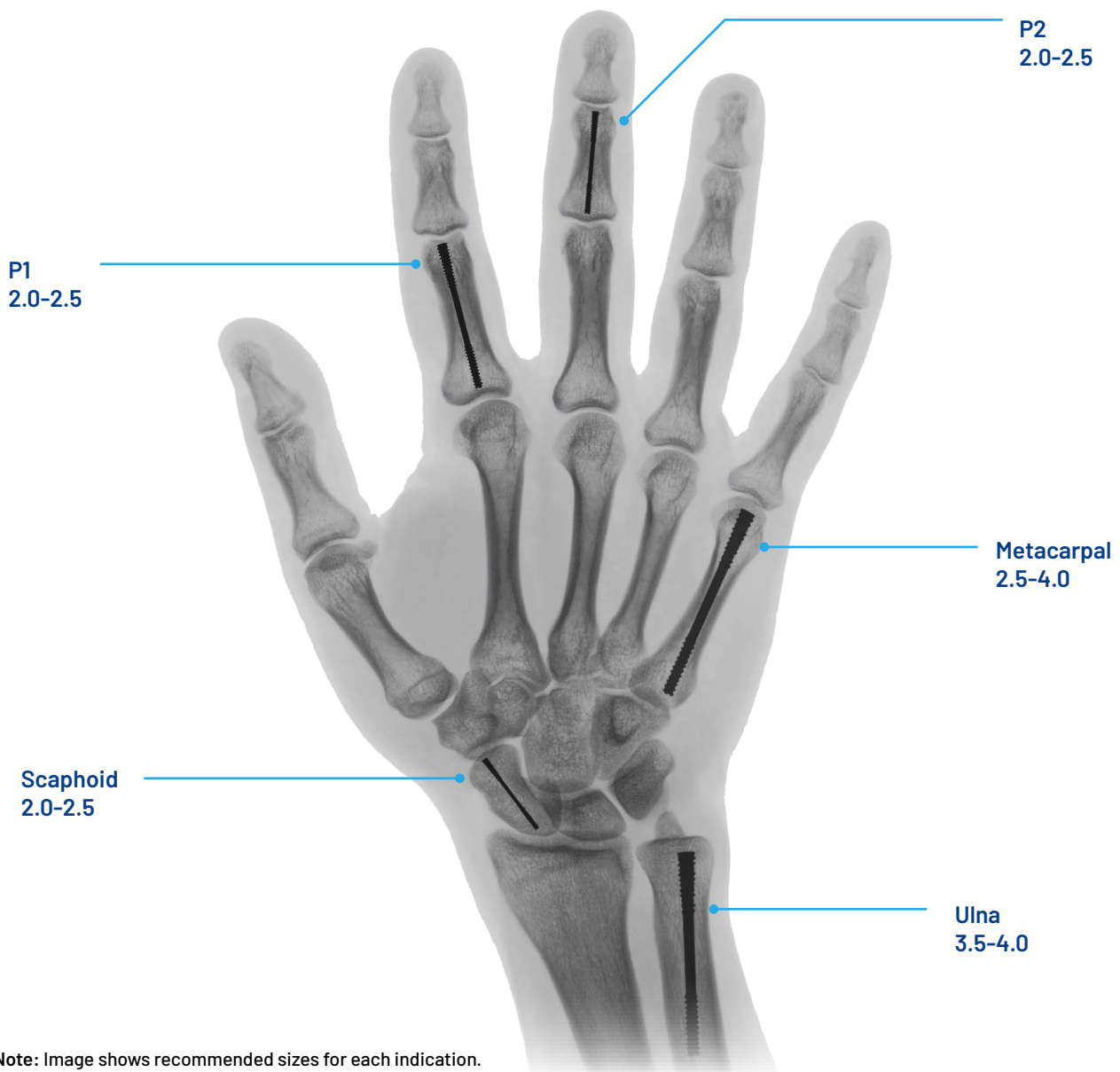
[2] POPTR00013-01 Extremity System Compression Screws and Instruments POP Report. Field Orthopaedics. 2020.

[3] Yuan, A. Comparing the FO NX Nail to Exsomed's INnate Nail. Field Orthopaedics. 2021.

CLINICAL USES

ENGINEERED FOR TRAUMA FIXATION IN THE PHALANX, METACARPAL, SCAPHOID AND ULNA.

- Diaphyseal trauma, osteotomies, and non-unions.
- For extra articular fractures or osteotomies where the surgeon wants to minimise soft tissue disruption and maintain length.
- For non-union revisions where surgeons want to avoid compression and augment with bone graft.
- More size options increase the opportunities for use.



Note: Image shows recommended sizes for each indication.



AUTHORISED REPRESENTATIVE

Advena Ltd.
Tower Business Centre, 2nd Flr. Tower Street
Swatar BKR 4013 Malta



MANUFACTURER

Field Orthopaedics Pty. Ltd.
30 Florence St
Teneriffe QLD 4005 Australia
info@fieldorthopaedics.com
www.fieldorthopaedics.com

